


Frank Wise School  
SEND  
Information Report  
2023 - 2024




The SEN Information Report is a requirement under the Children's and Families Act 2014 and will be updated annually by the school in order to reflect any changes that have taken place or are planned to take place. It is intended as a response to specific questions identified within the Act and should be read in conjunction with the school's prospectus and additional information available on the school's website such as the [SEN Policy](#), the [Equality Scheme](#) and [Accessibility Plan](#). If you have any further questions or would like to seek clarification with regard to the content of this document then please don't hesitate to contact the school.

Phone: 01295 263520

Email: [office@frankwise.oxon.sch.uk](mailto:office@frankwise.oxon.sch.uk)

Website: <http://www.frankwise.oxon.sch.uk/>



**Who we are:**

Frank Wise School

**What is important to us (our values):**

Ensuring that children and young adults with learning disabilities get the best possible education.

**What we do:**

- Ensure that pupils are respected as individuals and not defined by social, medical or psychological labels.
- Determine, by comprehensive assessment, each child's specific educational needs.
- Deliver a broad and balanced curriculum through highly structured and motivating individual teaching programmes and through well planned and differentiated group activities.
- Celebrate with children their achievements both in and out of school.
- Talk about our pupils in a positive and informative way at all times and maintain and improve excellent links with the local community.
- Provide every pupil with a minimum of half a day of inclusion within a local mainstream class.

**Who we offer this service to:**

Children and young adults from the age of 2 - 19 who are in receipt of a Statement of Special Educational Needs or Education Health and Care Plans.

**How and when we do it:**

The school day runs from 9:00 - 3:30 Monday to Friday.

**How to contact us:**

Frank Wise School  
Hornbeam Close  
Banbury  
Oxon  
OX16 0DN

01295 263520


[office@frankwise.oxon.sch.uk](mailto:office@frankwise.oxon.sch.uk)

[www.frankwise.oxon.sch.uk](http://www.frankwise.oxon.sch.uk)





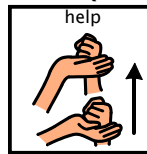
## Who we are:

Frank Wise School




## What is important to us (our values):

Helping you to  
do well at school




## What we do:

- Respect you as an individual.
- Help you learn what you need to know.
- Give you lots of exciting experiences.
- Make sure people know what you can do.
- Tell everyone how great you are
- Make sure you spend time outside of school.



## Who we offer this service to:

Children and  
young adults  
from the age  
of 2 - 19



## How and when we do it:

The school day  
runs from 9:00 -  
3:30 Monday to  
Friday. We do  
some things at  
other times.

week days

~~Sa~~ M T W  
Th F ~~Sa~~

## How to contact us:

Frank Wise School  
Hornbeam Close  
Banbury  
Oxon  
OX16 0DN



01295 263520

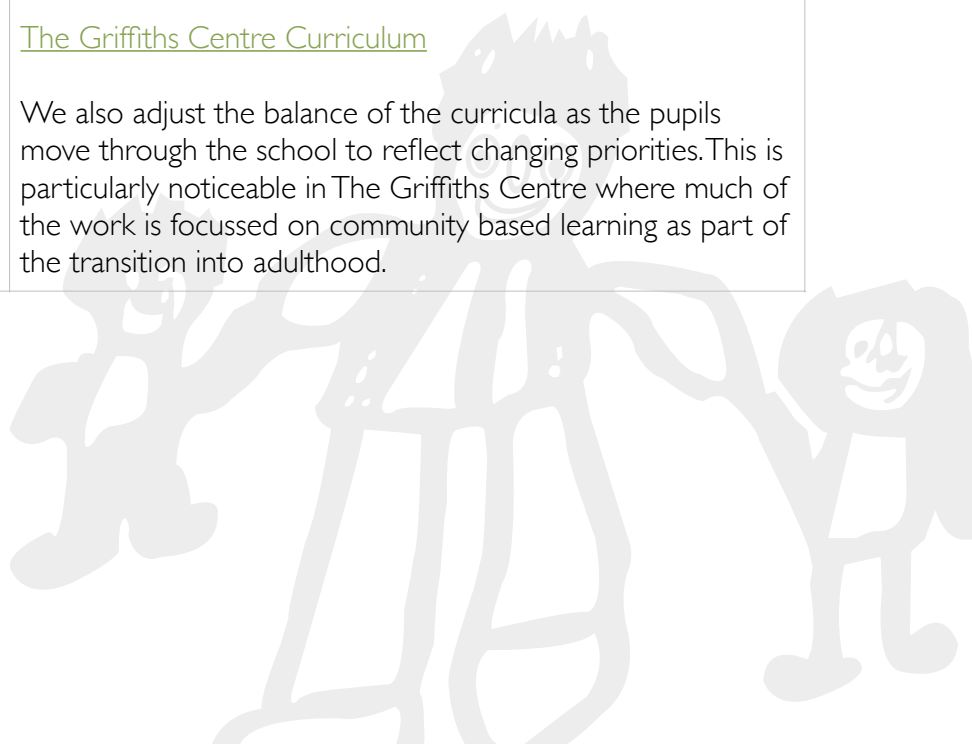


[office@frankwise.oxon.sch.uk](mailto:office@frankwise.oxon.sch.uk)



[www.frankwise.oxon.sch.uk](http://www.frankwise.oxon.sch.uk)

Question	School's Response
What kind of Special Educational Needs does Frank Wise School address?	Frank Wise is a school for children and young adults aged between 2 - 19 who have Severe or Profound and Multiple Learning Disabilities.
How does Frank Wise School know if children or young people need extra help and what should I do if I think my child may have special education needs?	<p>As a maintained Special School our intake is managed by Oxfordshire Local Authority and an Education Health and Care Plan is a condition of entry to the school.</p> <p>The exact nature of each child's needs will have been identified in advance of attendance at the school as part of the assessments associated with the admissions process. In addition to this upon entry to the school, every child is assessed using the school's own range of assessments. This enables us to be able to make accurate decisions with regard to each individual child's developmental priorities.</p> <p>We also work in close partnership with Speech and Language therapists, Physiotherapists and Occupational Therapists, who are able to advise and support the school in identifying and addressing any particular needs in these areas. Additional services are brought in to school if a particular need arises.</p>
How does Frank Wise School match the curriculum to its children's and young people's needs?	<p>At Frank Wise we have developed specific curricula for the main school and the Post-16 department which are both developmentally progressive and skills based. The content of these curricula are differentiated in order to meet the individual needs of each child through both the Individual Education Plan and Group Work sessions and our staff / pupil ratio of approximately 2:1 ensures that we have the capacity in the classroom to put this into practice effectively. Further information can be found below.</p> <p><a href="#">The Frank Wise School Curriculum</a></p> <p><a href="#">The Griffiths Centre Curriculum</a></p> <p>We also adjust the balance of the curricula as the pupils move through the school to reflect changing priorities. This is particularly noticeable in The Griffiths Centre where much of the work is focussed on community based learning as part of the transition into adulthood.</p>



<p>How does Frank Wise School evaluate its effectiveness and review Pupils' progress?</p>	<p>At Frank Wise we work hard to ensure that we are a highly reflective and analytical school which is relentless in its pursuit of excellence. In order to help achieve this we set highly detailed individual targets for every child which are monitored on a weekly basis. These are set based on the evidence of thorough assessment and, where required, advice from subject leaders, the Senior Leadership team and from other professionals.</p> <p>We also have a Subject Leadership structure which monitors the effectiveness of the delivery of specific lessons and additional lesson observations from the Senior Leadership Team. Information regarding how successful we have been in enabling all of our pupils to make progress is communicated to the pupils and their families, all staff and the Governing Body, as well as informing the School Development Plan. In addition to this we have weekly team meetings, weekly Curriculum Development meetings, monthly whole staff meetings, termly Parents' evenings, two meetings per year to discuss pupil records and an Annual Review meeting.</p>
<p>How does Frank Wise School communicate progress and work in partnership with parents?</p>	<p>Our main communication tool is the Home/School Diary, which can be either a physical book or via email. This is written in each day in order to communicate essential information and share what activities the children have been involved in and any particular achievements. It is also used by families to share key information from home. In addition to this families are always welcome to make an appointment to come into school to meet with the class teacher, Senior Leaders or the Headteacher.</p> <p>In addition to the Diary system we also hold two termly review evenings, offering times which are either immediately after school or later in the evening in order to make attendance easier. There is also the Annual Review meeting which is held in the Summer Term where we can discuss progress in more detail, review the Education Health and Care Plan and agree the Individual Education Plan for the forthcoming year.</p> <p>On a more general basis we have a well developed website where we post a wide range of information about the school. We also have a half termly newsletter and a termly newspaper, as well as encouraging families to contribute to the School Development Plan and complete questionnaires about the school.</p> <p>If there are any concerns with regards to the education we are offering or any other aspect of the school, then we would encourage families to contact the class teacher in the first instance, but if this is not appropriate then the Headteachers are always available for arranged appointments. A copy of the school's Complaints Policy is available on the website.</p>

<p>What does Frank Wise School offer to support the wellbeing of its pupils?</p>	<p>We have a very well developed School Council which provides the children and young people with a forum within which to discuss the school and provide feedback to the Senior Leadership Team, in order to influence the school and its development.</p> <p>We have a very strong culture of mutual respect and respect for the wider school environment and have well developed systems in place to support pupils who are experiencing emotional and/or behavioural difficulties, whether this be on a temporary or longer term basis. This is addressed systematically through the PSHE part of the curriculum, but also incidentally through the way both staff and pupils conduct themselves at school.</p> <p>Where we feel that a pupil's needs are beyond our own skills set, we have good links with local specialist services and are able to use these to support our work.</p>
<p>What expertise is Frank Wise School able to offer?</p>	<p>All of our staff have thorough induction training followed by ongoing professional development opportunities throughout the year; both formally and informally. The skills and knowledge of the staff at Frank Wise is exceptionally well developed in the area of learning disabilities and is supplemented by additional support in the areas of swimming teaching, Speech and Language Therapy, Physiotherapy and Occupational Therapy.</p> <p>The School has a national reputation for the quality of its work and has been involved in many initiatives, both locally and nationally in the development and sharing of expertise in the field of SEN.</p>
<p>How does Frank Wise School include children and young people in activities beyond the classroom.</p>	<p>At Frank Wise School we are committed to ensuring that anything which is planned is planned to include all pupils. As such any trips or events are organised on this basis, with appropriate support put in place to ensure that this can happen safely. In addition to this we provide every child up to sixteen with access to 1/2 a day of class based inclusion in a mainstream setting every week. In our Post-16 department the curriculum is designed to maximise the use of the wider community, supporting both the visibility of our student population and their inclusion in wider society.</p>
<p>How accessible is Frank Wise School?</p>	<p>Frank Wise School is fully accessible with lifts, ramps and adaptations having been made where required.</p>

<p>How does Frank Wise School prepare and support its pupils to join the school or transfer to a new setting / next stage of their life?</p>	<p>In advance of starting at the school the pupils and their families are encouraged to visit and where appropriate spend time in the class group they will be joining. Both the families and the pupils themselves are provided with information which details the ethos and values of the school and some of the practical details. Some pupils may require a phased entry to the school and we work in partnership with families to ensure that every pupil gets the best start to their time at Frank Wise.</p> <p>With regard to transition beyond school, we participate in the Transition Reviews undertaken from Year 9 onwards and support this with our own Out of School Liaison Officer who is able to provide advice and guidance in this area. We also encourage providers to come into school to meet the young people and work in partnership with them to ensure that the transition goes as smoothly as possible. This is followed up with additional support to the setting where required following the completion of the move.</p>
<p>Who should I contact for further information?</p>	<p>If you require general information about the school, then most things can be found on our website - <a href="http://www.frankwise.oxon.sch.uk/">http://www.frankwise.oxon.sch.uk/</a></p> <p>If you require further information then please contact the school directly on either 01295 263520 or via <a href="mailto:office@frankwise.oxon.sch.uk">office@frankwise.oxon.sch.uk</a></p> <p>If your concern is about the safety of a child, then you should contact the school's Designated Safeguarding Lead (Lara Hughes - Deputy Headteacher) or any member of the school's Senior Leadership Team.</p> <p>If you would like to book a visit to see the school then please enquire about scheduled parent visits or if it relates to a child who is starting at the school then please contact the school to arrange a mutually convenient time.</p> <p>For all other information relating to SEN please see <a href="#">Oxfordshire's Local Offer</a></p> <p><a href="#">Frank Wise School within Oxfordshire's Local Offer</a></p>

