

# Wise Up Spring 2024



On the 14th March students in 9FG, 10FG and the GC participated in a networking event with 10 Oxfordshire businesses. The students met business representatives in small groups, heard a little about their job roles and skills for work and had the opportunity to interact with job related items and ask the visitors questions. We are hugely grateful to representatives from The National Trust, Rebellion, The Mill Arts Centre, EKFB, Banbury Community Support Service, Oxford Scientific Instruments, Intake Talent, Louise Hunt (Paralympian) and Clare (self employed Cat Sitter) for supporting the event.

# A Message from the Heads

When we think about disability, we often start by thinking about “Equality”. As a school we have to write a policy to capture the ways in which we are fulfilling our responsibilities towards the Equality Act, which you can read here - [Equality Policy](#).



What we seem to talk about less is the importance of “Equity”. The idea that in order to get a similar outcome or experience similar things, people need different amounts of investment, support, care and consideration.

At Frank Wise we focus a lot on equity and how we can enable our pupils to overcome the barriers to their individual successes, in order that they can grow up to become the best that they can be. To do this, in a variety of ways, some pupils need more support than others at different times during their educational journey. Whether that is from staff, opportunities to practice new skills, particular items of equipment or educational resources.

Whilst this principle underpins our way of working, we are currently being hampered by the system in which the school operates, which does not always reflect the same ambitions. For example, we are currently having to speak regularly with Oxfordshire County Council about the level of funding that we receive, which no longer reflects the costs associated with providing the education that the children who attend the school both require and deserve.

Along with the other county special schools, we have had numerous conversations highlighting that the current funding system provides a degree of equality, but little in the way of equity. This is something that we are hoping Oxfordshire County Council will resolve, in order to ensure that we are provided with what we need financially to be able to effectively deliver the equity your children need.

# HANDA'S SURPRISE




*In their PSHE lessons this term, the children in the FFG have been sharing the story, Handa's Surprise. We have been learning about the 7 different Fruits that Handa collects to take to her Friend Akeyo. We have also very much enjoyed role-playing our story, each playing one of the cheeky animals that would like to eat the Fruits too!*



We have really enjoyed trying each of the different fruits. We have used our senses to explore them before using the PODD book to communicate whether we liked them or not! Some of the fruits were definitely more popular than others!



# 1ST FAMILY GROUP DESIGN TECHNOLOGY MUSICAL INSTRUMENTS



**THIS TERM THE CHILDREN IN IFG HAVE BEEN GIVEN THE CHALLENGE OF DESIGNING AND CONSTRUCTING INSTRUMENTS THAT THEY CAN 'BANG', 'SHAKE' AND/OR 'PLUCK'. THE CHILDREN WERE GIVEN THE OPPORTUNITY TO EXPLORE INSTRUMENTS THEY COULD 'BANG', 'SHAKE' AND 'PLUCK' AT THE START OF EACH SESSION BEFORE BEING PRESENTED WITH A SELECTION OF RECYCLED MATERIALS FROM WHICH THEY COULD MAKE THEIR OWN INSTRUMENT. EMPHASIS WAS PLACED ON THE SOUND THE CHOSEN MATERIALS PRODUCED, SUCH AS A 'QUIET' OR 'LOUD' SOUND, AND THE ROBUSTNESS OF THE MATERIALS. AFTER QUITE A FEW ATTEMPTS AT SELECTING THE MOST SUITABLE MATERIALS FOR THE TASK, A VERSION OF A DRUM, SHAKER AND INSTRUMENT THEY COULD PLUCK WERE PRODUCED!**



# Instructions

*In 2FG*

This term pupils in 2FG have been giving instructions to their peers. We have had lots of fun dressing up in different items and making our friends wear funny things!





The different hats were a favourite for some of the pupils!



2FG really enjoyed choosing a friend to dress up. They thought carefully about what item they would choose and created some fab symbol sentences!

Well done everyone! Great work.

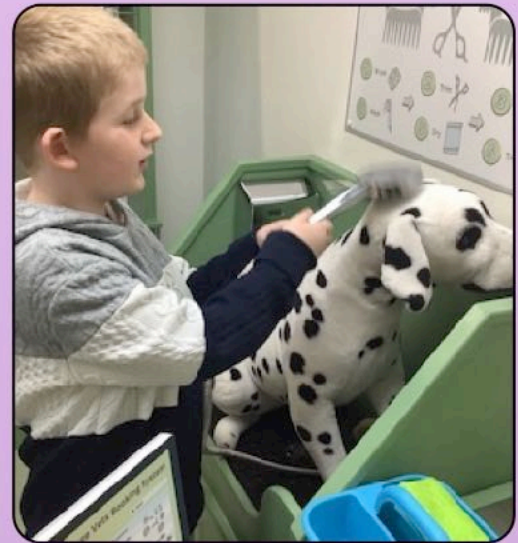






# 3fg get to work!

*This term the 3rd Family Group visited The Play Village near Warwick to try out different occupations . . . We all loved it!*

In our PSHE lessons this term we have been learning about the World of Work. We have explored a range of familiar occupations and thought about the skills that are needed for each job.





At school we have tried being chefs, builders, doctors, dentists and shop assistants. At the play village we also tried being fire fighters, dancers, vets, beauticians, waiters and ice cream vendors!

Which job would you like to do?


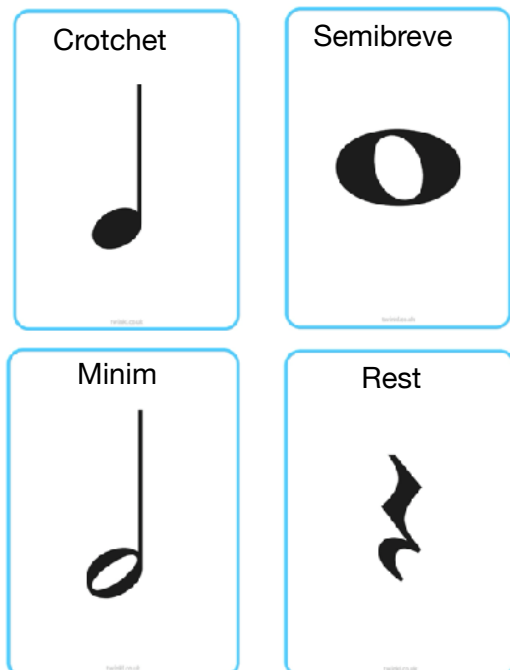
# 4FG trip to Cadbury's World

In Design Technology, the pupils have been learning to plan, design, make and evaluate ideas and products produced in 4FG's chocolate factory, for their tasters. The topic ended with a trip to Cadbury's World, which everyone thoroughly enjoyed. Here the pupils had a tour and learnt about chocolate, tasted melted chocolate, drew with chocolate and experienced the 4D cinema experience, which was a massive hit!





# 5FG Music



We have been learning to read musical notes and say whether they are worth 1, 2 or 4 beats. Can you match the Numicon pieces to the correct musical note?

We have been exploring a range of instruments and the sounds they make and identifying instruments by their sound.



We have been learning to name lots of different instruments. We have been learning to categorise instruments into two groups; 'tuned' and 'percussion'.




Percussion instruments are good for keeping a beat. Most percussion instruments are not good for playing a melody or tune. Different percussion instruments make different sounds. Some examples of percussion instruments are:

- Drums
- Cymbals
- Claves
- Triangle
- Glockenspiel



Tuned instruments are good for playing a melody or tune. Some instruments are wind instruments. You blow into them to make the sound. Some instruments are stringed. You have to make the strings vibrate to make the sound. Some examples are:



- Piano
- Guitar
- Violin
- Recorder
- Horn



# ROAD TRIP!

GFG HAD A WONDERFUL TIME ON OUR RESIDENTIAL THIS TERM. WE WERE HOSTED BY THE SUSTAINABILITY CENTRE IN HAMPSHIRE, AND EXPERIENCED A WONDERFUL RANGE OF OUTDOOR ACTIVITIES.

WE WERE VERY LUCKY WITH THE WEATHER, AND MADE THE MOST OF THE BEAUTIFUL, GREAT OUTDOORS.



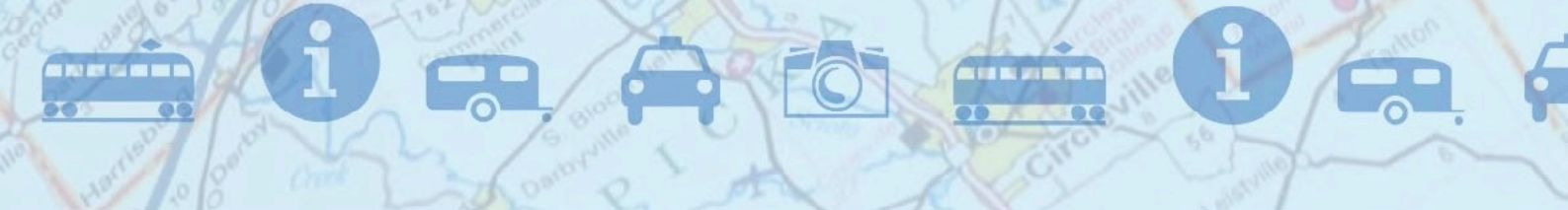


**THERE WAS  
LOTS TO  
EXPLORE!**

**WE EXPERIENCED  
OUTDOOR COOKING,  
MAKING LEAF ART, MINI  
BEAST HUNTING, POND  
DIPPING, PARACHUTE  
GAMES, PLANTING  
SEEDS, WATER  
CONSERVATION AND SO  
MUCH MORE. WE WERE  
ALL EXHAUSTED BY THE  
END OF IT!**



**THE CENTRE WERE VERY  
WELCOMING AND  
FRIENDLY, LEADING  
WONDERFUL LESSONS  
AND TEACHING US ALL  
ABOUT NATURE AND THE  
WORLD AROUND US.  
EVERYONE HAD A  
WONDERFUL TIME, AND WE  
LOOK FORWARD TO OUR  
NEXT RESIDENTIAL NEXT  
YEAR.**





# WHAT'S YOUR EMERGENCY?

By: 7FG

As part of our PSHE lessons about the World of work, we learnt about the emergency services.



We learnt how to save a life with CPR.




We learnt how to put someone in the recovery position.



We learnt how to put on bandages

# Super Science

By: 7FG




7FG visited Science Oxford for some exciting scientific discoveries.



Working together.

**Wow**



Let's move this bit.



Making helicopters.



How does this work?



Making the diver dive! Magic? No . . . more super science!

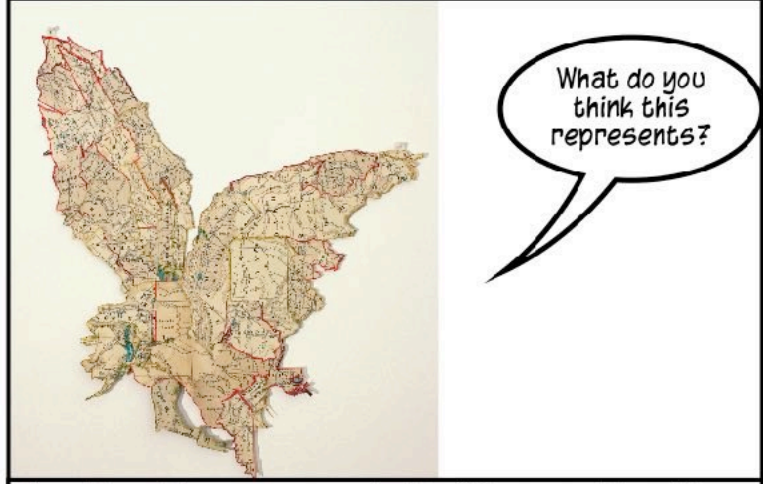
# Mixed Media Artwork

8th Family Group

Spring 2024



BFG began our project by looking at the work of Matthew Cusick. He creates new pictures using pieces of maps



Sometimes these were created by filling an outline, this gave us an idea



Our next job was ripping maps into pieces and experimenting with different glues and techniques for sticking the ripped maps pieces into our silhouettes.



We used torches to create shadows and silhouettes on the paper to try out this skill. We found drawing around the shadows was pretty challenging.



We found a range of shapes and silhouettes for the next stage and could choose our favourite to use in our individual mixed media creations.



Lots of ripping, glue and concentration to fill our shapes with pieces of maps.

We used paint to create a background for our collaged pieces.



Most of us used rollers to apply the paint.

We chose the colours and the style of our background.



We are really proud of our finished work and have displayed it in our classroom for all to see!



It's difficult to choose a favourite, they all look so good!

I am so pleased, my work looks great!


Work by Hope



Work by Lewis



Work by Jack



Work by Brodie



Work by Mary

Work by Flynn



Work by Gabriel




Work by Chris

# 9FG PSHE - Cooking



On Thursdays 9FG have been practicing their cookery skills and techniques. One week we made pitta pizza. We spread the pizza sauce, chopped up peppers, grated cheese and added pepperoni!





One of the highlights of the week is eating our creations! So far we have made sandwiches, pasta, pizza, hot dogs, burgers, pancakes and jacket potatoes.





We look forward some more Easter inspired themes as the term finishes!

# 10th Family Group Photography






The 10FG students have been learning how to improve their photography skills. They have also learned that it is fine to delete photos that are not up to standard!

Here is a gallery of some of our favourites. We enjoyed trying our hand at colourful photos, still life, outdoors, people and silly photos!  
See what you think.

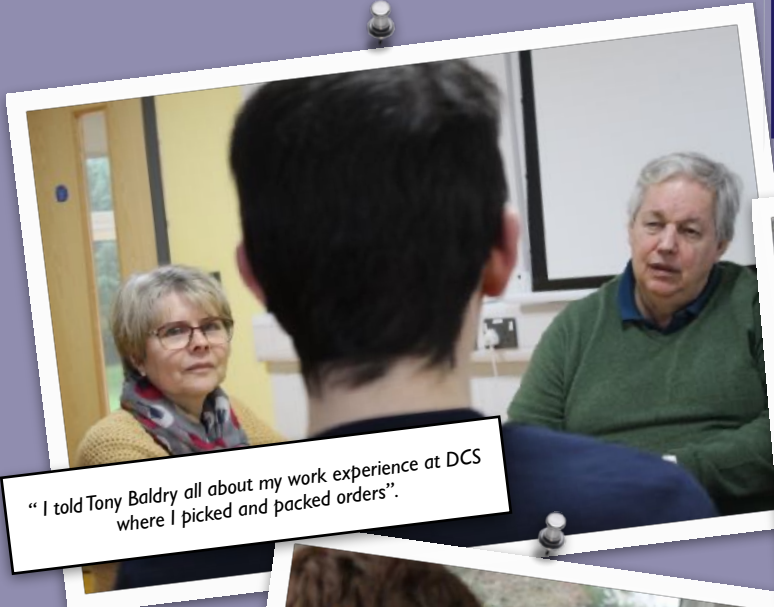






A BIG CONVERSATION was had with a few familiar faces in the GC at the end of February as students shared their concerns and ideas for improving the local area. Several issues were highlighted including public transport accessibility and a lack of employment options. This led to the offer of a 'pledge' from each visitor which the students duly noted, watch this space...

# BIG EDUCATION CONVERSATION



"I told Tony Baldry all about my work experience at DCS where I picked and packed orders".



"I explained to Councillor Woodcock that people with disability need to be treated fairly and get opportunities to work".



"I showed [Andrew] my pictures of me having lunch...in Banbury".



"I talked about having more support for opportunities after I leave school".



"This is the Mayor, I liked his beard!".



"I met Victoria Prentice's assistant and told her about the roadworks. They are frustrating and the workers could repair them at different times".

# GC Enterprise


It's been another busy term in the GC for all things Enterprise following a successful Christmas period and the release of our new cards and cosmetics. We have also kept the troops in school fed and watered on a regular basis with a selection of 'takeaway treats' as you can see below...



Home made treats for Coffee Morning



Saucing our famous Bacon



Quality control whilst packing



The inevitable clean up!



Don't miss our next Coffee Morning on 28th March.

We look forward to serving you!



# School Diary Spring 2024



## Summer Term:

15.04.24 - Back to School

06.05.24 - *Bank Holiday (School Closed)*

27.05.24 - End of Term

03.06.24 - Back to School

18.07.24 - Year 14 last day in school

19.07.24 - End of term

## Contact us:

Tel: 01295 263520

Fax: 01295 273141

Email: [office@frankwise.oxon.sch.uk](mailto:office@frankwise.oxon.sch.uk)

Website: [www.frankwise.oxon.sch.uk](http://www.frankwise.oxon.sch.uk)

The Diary  
Summer 2024