

# Wise Up Spring 2025



This term our whole-school Curriculum day was based around the theme of Kings and Queens, drawing on Humanities and Creative and Expressive Arts subjects. Royal-themed activities included music, baking, crafts, dance, a scavenger hunt, swimming and a quiz around the school!

As you can see, many of the adults, children and young people dressed up for the occasion!

# A Message from the Heads

With Spring well and truly on the way, this week marked by the heating being turned off, hopefully until the Autumn, it is an opportunity to look with some hope to the future.



It has been amazing to see the progress that so many of the pupils have made so far this year, whether it is those new to the school, building the foundations of future success, or those who have been with us for some time who are taking the next steps on their developmental journey.

Whatever turns out to be the skill set developed by the children we teach, one of the things that is most important to us, is that our pupils are both visible to and valued by the communities in which they live.

There are a number of ways in which we work towards this goal, whether it be whole class inclusion with pupils in mainstream schools, inviting the community in to the school for our regular coffee mornings, or hosting events such as the recent Family Information Fair. Ensuring that the communities we serve get the opportunity to see first hand what our pupils are capable of is an important part of what we do.

It is through work such as this that we hope to empower and encourage the wider community to embrace our pupils and what they bring to society. Whilst we are confident that we provide a high quality education, the impact of that is best judged by what our families and those in the community see our pupils do. Whether it be responding to those around them, demonstrating new skills and capabilities or starting to become more independent in their choices and behaviours.

The quality of a Special school is not just what happens within the classroom, but what happens beyond, and now the weather is improving there will hopefully be more opportunities to demonstrate just that.



# Where, oh where...



As part of FFG's work in Geography this term we have been exploring the different rooms around the school. Each week, Tony our puppet goes and hides. He leaves behind him some clues as to where he might be and when we think we've guessed it, we try and locate the room to go and track him down! We have found him in the Music Room, the Drama Room and the Art Room so far. Where will he go



# ...oh where...







Once we've found Tony, we enjoy joining him for some activities that can be completed in each of the specific rooms. We've learned that we can find lots of instruments in the Music Room, dressing up clothes in the Drama Room and all things arts and crafts in the Art Room!



...is Tony?



# 1st Family Group


## Design Technology

The 1st Family Group had fun designing and constructing bags this term! We researched bags around school and thought hard about what they could be used for? We also looked in detail at different types of fastening and handles. The children then explored what sort of bag they wanted to make and who they would like to make them for. A paper template of the bag was made, including where the handles and pocket needed to be attached. The children then chose the fabric they wished to use, and were encouraged to consider whether it would be strong enough to hold items such as toys or a book. Their chosen fabric was cut out using the original template as a guide, and then it was then stitched using a sewing machine and a needle and thread.

Looking  
for bags  
around  
school




Making a  
paper  
template



Choosing the material



## Joining the fabric together using a sewing machine




## Sewing by hand




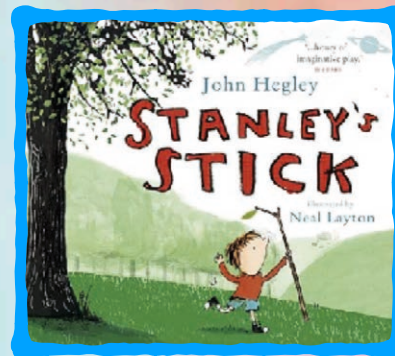
The finished product



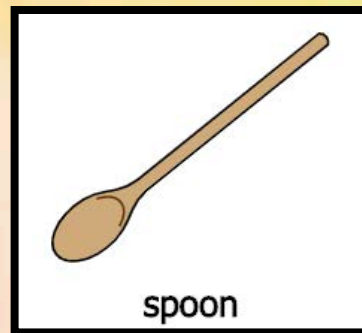


# Stanley's Stick in 2FG



In our Language and Communication lessons this term in 2FG, we have been reading the book 'Stanley's Stick' and imagining what we could turn a stick into... Let's have a look!







2FG have been working on their imaginative play skills to explore all the different ways they could turn a stick into something fun! They also communicated what their favourite activity was by asking for 'more' or telling us they have 'finished' using symbols. Thank you Stanley and 2FG!

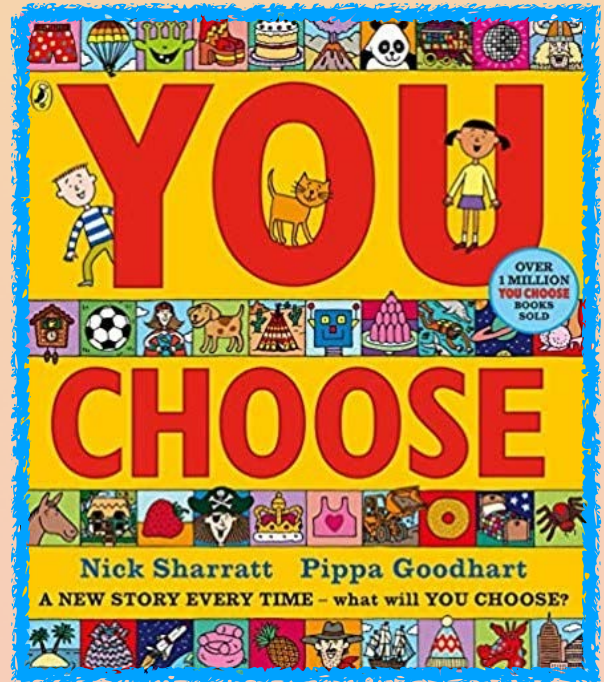


# 3FG You Choose!

In 3FG this term, we have been reading the book, You Choose by Pippa Goodhart! We have been making and creating our very own You Choose booklets based off of this story!



Each week we completed  
a different theme!





# 3FG You Choose!



We enjoyed choosing our favourite foods...



We enjoyed choosing our favourite pet...


We enjoyed choosing our favourite toys and games...



What great fun!







# Commotion in the Ocean with 4FG

During one of the classes Language and Communication lesson this term, the pupils have been using the story Commotion in the Ocean to support them with creating ocean fact sheets.

Their learning ended with a trip to Birmingham Sea Life Centre, where the pupils were able to see a range of sea creatures and extended their knowledge and understanding. Everyone thoroughly enjoyed the day, with lots of smiley and happy children returning home.









# 5FG KEEPING FIT AND HEALTHY



Roll up roll up!




Let's dance!



Gymnastics is fun!






# 5FG'S PORTRAITS



We've thought about Yayoi Kusama with lots of spots.



We've thought about Picasso's colours.

We've thought about Van Gogh's feelings.



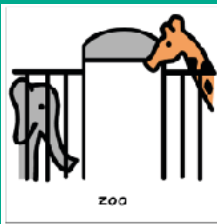



# 6FG Residential trip to The National Forest



This year the 6th Family group stayed at the YHA National Forest for their residential trip.

At Twycross Zoo there was a Gruffalo trail, a playground and a soft play area.




We visited Twycross Zoo and saw lots of different animals, including giraffes, penguins, tortoises, bears, and gorillas.



We all loved relaxing in our pyjamas at the youth hostel after a busy day!







We visited Conkers outdoor adventure centre too. We challenged ourselves on the assault course, went on the train and



On our final day we went for a walk in the forest. We did lots of walking so we were very tired when we got home!




*We all had a brilliant time!!*





7FG have been super busy this term. From the successful production of Alice in Wonderland just before half term, to Kings and Queens day a few weeks ago, the learning has happened thick and fast, with everyone working hard and enjoying themselves to the max!







Some other highlights include:  
Cooking scones and Victoria sponge cakes!  
Using instruments as a group!  
World book day - Celebrating our favourite books and what we enjoy from a story!  
Spending quality time with our friends and working hard together!







# 8FG during Kings and Queens Day!







We dressed up, and did Royal themed activities, like baking, dancing, crafts and swimming!





9th Family Group make...

# BELGIUM WAFFLES!

We were in the kitchen, cooking altogether. We mixed some waffle batter. We added oil to the waffle iron and let it get really hot. The waffles steamed when they were cooking - we gave a sneaky peak to see if they were ready or not. Brodie and Hope did some flipping! The waffles were 10/10. They were crunchy on the outside, and soft on the inside. They were very yummy - we had a choice of chocolate or raspberry sauce!





Gabriel stayed behind to clean and tidy up, afterwards, because it was his classroom job.





# 10FG Design and Technology - Textiles

10FG have been learning about fabric waste and the impact this is having on our environment.

They have been learning some ways in which we can reduce fabric waste, and they have found that we can do that in three ways:

*Reduce - Reuse - Recycle*



One of the ways in which we can recycle old fabrics is by turning them into something new. This can also be called up-cycling.

The pupils have been using their new bus passes to go on the bus to town. They visited the eco shop in Castle Quay to talk about sustainable living and research some products which are made from waste materials.



In the classroom 10FG researched a range of products made from old fabric and the pupils chose one that they were interested in. They used Youtube tutorials to learn how to achieve their goals and wrote their own instructions. Then, they made a list of what they would need to create our products. They hopped back on the bus and bought some items from a charity shop. They also walked to the fabric shop to buy some sewing essentials.





The pupils used scissors to cut their fabric and then a range of methods to join them including a hand held sewing machine, needle and thread and fabric glue. They could press the button on the machine to make it work and pull the fabric through, working with a partner. They found that sewing was the best way to join the fabric together, but glue worked well for the embellishments.



The pupils chose different methods of fastening their products including velcro and zips. Some products didn't need a fastening such as a tote bag.

The pupils tried out their products and evaluated them against their own success criteria. The products needed to be fit for purpose, for example a PE bag needed to hold a PE kit, and a pillowcase had to be soft and fit a pillow inside.

10FG researched what their products might sell for on a site like Etsy, and worked out how much profit they could make by deducting what they spent from the potential earnings. They talked about how making something to sell could be a good way of making money.



10FG were really proud of their finished products and were keen to share them with their classmates. They are hoping to re-embark on this process so that they can put their findings from their evaluations back into practice on another product!



# THE GC

## ACTIVE IN OUR COMMUNITIES

Home is where the heart is! We have been creating 'Relationship Profiles' this term and looking at the different relationships that we are in. Thanks to all families for sending in so many pictures of your pets!



This is my... *Mum's boyfriend*



# HOME

# SCHOOL




Candles, Lip Balm, Greeting Cards, Bacon Rolls, Brownies, Filled Jacket Spuds, Hot Drinks, Mexican Snacks and Soup for just £1 are a few of things that GC Enterprise offered the school community during this term. Scan the QR code above and check out our Instagram profile for more detail...

# BANBURY



You may have seen us throughout Banbury working on our functional skills this term. We have been learning new routes of travel on foot and public transport, volunteering at Banbury United, taking part in PE at Spiceball and shopping for lunch. We send texts, emojis and make Facetime calls to keep in touch, stay safe and share our progress with classmates and staff.






You're not quite seeing double!  
See below for more info...

# OXFORDSHIRE



The amazing people at Adderbury Tennis Club have hosted us throughout the Spring Term. It's been a whole lot of fun and we learned loads of new skills.



We have been learning all about AI and how easy it is to create Fake News and images. With just a couple of clicks we turned ourselves into a Cyberpunk teens from the future and created stories to match!

# THE WORLD!





# School Diary Summer 2025



## The Diary Summer 2025

### Summer Term:

21.04.25 - *School Closed (Bank Holiday)*

22.04.25 - Back to School

5.05.25 - *School Closed (Bank Holiday)*

23.05.25 - End of Term

2.06.25 - Back to School

21.07.25 - End of Term

### Contact us:

Tel: 01295 263520

Fax: 01295 273141

Email: [office@frankwise.oxon.sch.uk](mailto:office@frankwise.oxon.sch.uk)

Website: [www.frankwise.oxon.sch.uk](http://www.frankwise.oxon.sch.uk)